

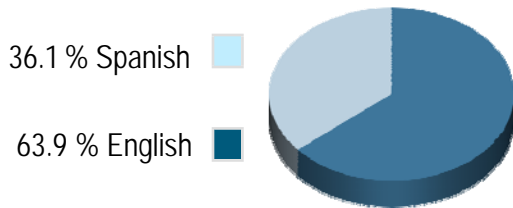


# Lilburn MS

## Parent Perception Survey Results 2017-2018

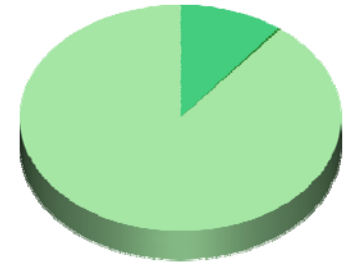
OVERALL SCORE  
**3.2**  
Out of 4 Points

Number of parent perception surveys submitted = 440

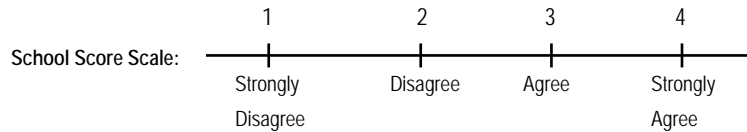


How was the parent perception survey submitted?

- 89.3 % Paper and Pencil
- 0.2 % Computer at school
- 10.5 % Computer at home



What were the school perception survey responses?



Theme	School Score
<b>Instruction:</b> Instruction is of high quality, and my student is challenged while learning the curriculum.	3.2
<b>Technology:</b> The technology used improves learning, and the school is improving my student's technology skills.	3.2
<b>Communication:</b> The school keeps me well informed, and the school communicates in languages I understand.	3.4
<b>Responsiveness:</b> School leaders are responsive to my concerns, and parent/guardian input is considered when making decisions.	3.2
<b>Leadership:</b> The principal is an effective leader who treats students and families with respect, and the principal's top priority is high quality instruction.	3.3
<b>Engagement:</b> Meetings/events are scheduled when someone from my family can attend, and the school helps families support student learning at home.	3.2
<b>Facilities:</b> The school is clean and well-maintained.	3.1
<b>Safety:</b> The school my student attends is safe and secure.	3.2
<b>Discipline:</b> The school promotes positive student behavior, and behavior problems are handled appropriately.	3.1
<b>Citizenship:</b> Students show respect for others at school, and students use good work habits at school.	3.1